



DECORATIVE RODS | CURTAIN TRACKS | ACCESSORIES

The decorators choice.

We design and produce exquisite rods, finials, tie backs and other window decor accessories.

We aim to serve our interior decorator clients by continually trying to exceed expectations and staying one step ahead of the market. By keeping an eye on international trends and local design flair, we offer you the widest variety of design in our ever expanding ranges.

We offer the following services:

Designer finials, tie backs, rods and accessories • Full installation service

Roman blind headrails and accessories • Cut-to-measure service • Cut-to-measure bending service

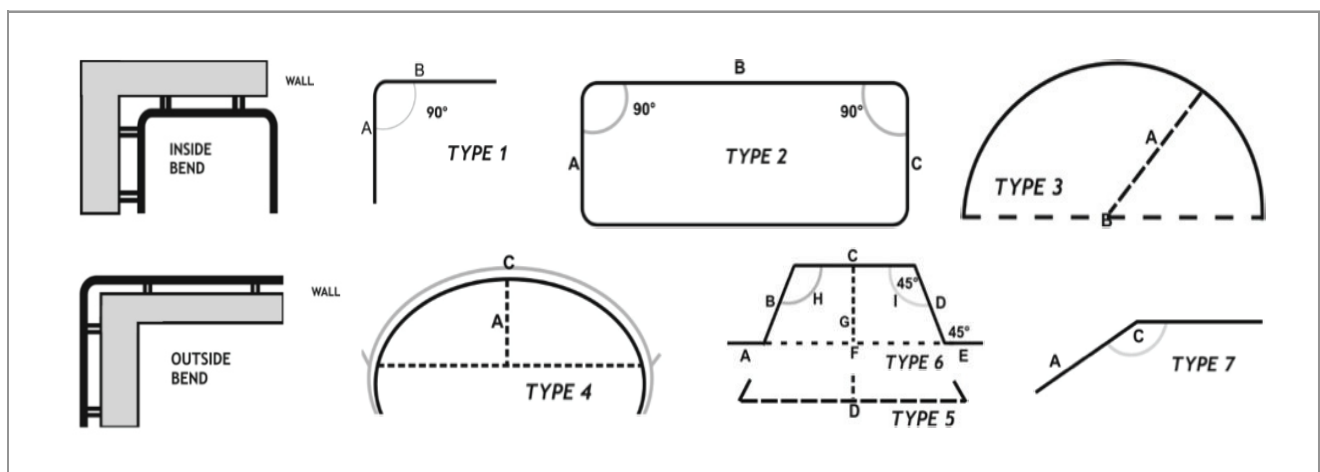
Curtain tracks and decorative accessories • Insertion of eyelets • Wave tracks • Curtain tapes and curtain rail bends.



Raider curtain track - Cut to measure - Bending:

Product Description

- Raider Rail Type 1 - 90 Degree
 - Raider Rail Type 2 - 90 Degree Bay
 - Raider Rail Type 3 - 90 Degree Semi-circle
 - Raider Rail Type 4 - 90 Degree Segment
 - Raider Rail Type 5 - Bay
 - Raider Rail Type 6 - Multiple Bay
 - Raider Rail Type 7 - E.g. 135 Degree
1. Please clearly state type number
 2. State whether inside or outside bend.
 - inside bend goes into a corner
 - outside bend goes around a corner
 3. If wall fix please state wall measurement (we will allow for brackets)
 4. If ceiling fix please state track size
 5. Please quote measurements in meters (m)



For any trade enquiries please contact us: maggie@windowlines.co.za

EXPERIENCE THE DIFFERENCE

Windowlines is a leading supplier of curtain track in South Africa. Our track has been professionally tested by an independent standards authority and we offer a variety of curtain track for different applications.



GOELST 5100

A classic hand drawn or cord drawn aluminium curtain pole, smooth and silent. Can be curved with a variety of radius and lengths up to 6 metres. Profile available in white and anodised.



GOELST 5600

G-Rail 5600 is a cord operated curtain track suitable for medium and heavyweight curtains. Designed for larger applications. Can be curved and bent to a minimum radius of 20 cm.



GOELST 6200 & 6300


The 6200 and 6300 are 24 V electrically operated curtain rail systems. Whisper-quiet, it is suitable for curtain weights up to 60 kg or even 100 kg if two motors are placed on a single rail. 6300: strong, powerful motor for curtain weights of up to 40 kg.



RACER TRACK 90 DEGREE BEND OUTSIDE


With our various high pressure injection moulded reinforced nylon components in conjunction with our anodised aluminium channels, our unique curtaining system has the solution to accommodate any shape or size of your hospital wards.

Our anodised aluminium curtain rail comes standard with a plastic extruded dust strip to close off the top channel which makes it both hygienic and easy to clean.




RAIDER RAIDER

- Aluminium track
- Steel wall brackets
- For light- to medium weight curtains
- Deluxe wheeled runners for extra smooth gliding



RAIDER FAMILY

- Aluminium track
- Steel wall brackets
- For light- to medium weight curtains
- Front track deluxe
- Back track aluminum with gliders



ALUMINA

- Aluminium track
- High quality powder coated finish
- Single or double steel wall brackets
- For light- to medium weight curtains
- Choice of two finial designs
- Choice of brackets
- Available in black, white, chrome & anodised
- Available in 2, 2.5 and 3 metres



WAVE TRACK

With our various high pressure injection moulded reinforced nylon components in conjunction with our anodised aluminium channels, our unique curtaining system has the solution to accommodate any shape or size of your hospital wards.

Our anodised aluminium curtain rail comes standard with a plastic extruded dust strip to close off the top channel which makes it both hygienic and easy to clean.



RIJKO HOSPITAL TRACK

With our various high pressure injection moulded reinforced nylon components in conjunction with our anodised aluminium channels, our unique curtaining system has the solution to accommodate any shape or size of your hospital wards.

Our anodised aluminium curtain rail comes standard with a plastic extruded dust strip to close off the top channel which makes it both hygienic and easy to clean.

32mm stainless steel range



32POLSS
PROFILE



32BFSS
BALL FINIAL



32WBRDSS
SINGLE BRACKET



32DWBRSS
DOUBLE BRACKET

Wooden range

85mm wooden rebate

Available in standard sizes or cut to measure up to 6m

85SPOLM
MAHOGANY TWISTED BALL FINIAL



85SPOLSM
SEA MIST ELIZABETH FINIAL



90CPOLMG
BALL FINIAL



90mm wooden rebate

Available in standard sizes or cut to measure up to 6m

90CPOL MAHOGNAY
END CAP



90CPOLMG MONSOON GREY
TWISTED BALL FINIAL



The classic curtain rod

We utilise only the highest grade of timber in the manufacturing of our extensive range of curtain rods and offer customised paint technique finishes to rods, tie backs and accessories.

Rods are available in the following three finishes: smooth, reeded and fluted. The inside cut of all rebate rods is 30mm x 30mm.


Customised rod profiles and sizes

- | | |
|---|---|
|  Round - 63mm & 90mm |  Half round smooth - 63mm & 90mm |
|  Half round reeded - 63mm & 90mm |  Half round fluted - 63mm & 90mm |
|  Rebate smooth - 63mm & 90mm |  Rebate reeded - 63mm & 90mm |
|  Rebate fluted - 63mm & 90mm | |

Review our extensive finials and tiebacks on page 7-14 to match your chosen rod profile.



Colour palette





As a guideline, paint techniques require a 10 - 15 working day lead time.

Please note that colours shown here may vary slightly from the actual paint technique - refer to swatch guide.

Colour matching service available.

Classic finials to fit the 63mm round and rebate rod profile

				
TR63-FC37: MODBALL L = 90MM B = 70MM	TR63-FC46: TWISTED BALL L = 110MM B = 73MM	TR63-FB29: VENUS L = 90MM B = 78MM	TR63-FC40: FOLLY L = 105MM B = 75MM	TR63-FB19: GRANADA L = 130MM B = 65MM
				
TR63-FB13: BALL L = 105MM B = 75MM	TR63-FC35: CONEBALL L = 105MM B = 65MM	TR63-FB27: PINECONE L = 155MM B = 75MM	TR63-FB25: PINEAPPLE L = 150MM B = 70MM	TR63-FB07: ACORN L = 160MM B = 73MM
				
P-FF006: PINE L = 195MM B = 85MM	P-FF007: PROTEA L = 210MM B = 80MM	P-FF004: TWIRL L = 180MM B = 80MM	TR63-FM01: MILAN L = 150MM B = 75MM	TR63-FC45: RATTLESNAKE L = 130MM B = 73MM
				
P-FF001: SHIELD L = 175MM B = 75MM	TR63-FC48: URN L = 135MM B = 70MM	TR63-FB24: MORAVIA L = 95MM B = 75MM	TR63-FC43: MADONNA L = 111MM B = 60MM	P-FF008: TURRET L = 115MM B = 80MM

Classic end caps to fit 63mm round and rebate rod profile

			
P-EF002: ROPE END CAP L = 15MM B = 80MM	P-EF001: ROMAN END CAP L = 30MM B = 80MM	TR63-FB21: HAMBURGER L = 50MM B = 60MM	TR63-FF03: FLAT DISC END CAP L = 15MM B = 70MM






Classic tiebacks to fit the 63mm round and rebate rod profile

 <p>PTF001: SHIELD 160MM DIAMETER</p>	 <p>PTF008: LARGE CONCAVE 145MM DIAMETER</p>	 <p>PTF005: TURRET 160MM DIAMETER</p>	 <p>PTF006: LARGE BEEHIVE 145MM DIAMETER</p>	 <p>TR00-HC23: RATTLESNAKE 110MM DIAMETER</p>
 <p>PTF009: SMALL CONCAVE 97MM DIAMETER</p>	 <p>TR00-F001: FOLLY 100MM DIAMETER</p>	 <p>PI-BTD: PINEAPPLE 100MM DIAMETER</p>	 <p>PTF003: PINE 160MM DIAMETER</p>	 <p>PTF002: TWIRL 160MM DIAMETER</p>
 <p>PTF010: LARGE CONVEX 145MM DIAMETER</p>	 <p>TR00-HC24: GRANADA 125MM DIAMETER</p>	 <p>TR00-HD26: ROPE DISC 140MM DIAMETER</p>	 <p>PI-BTV: VENUS 100MM DIAMETER</p>	 <p>PTF011: SMALL CONVEX 100MM DIAMETER</p>
 <p>PTF007: SMALL BEEHIVE 100MM DIAMETER</p>	 <p>TR00-HD38: PYRAMID L = 107MM W = 107MM</p>	 <p>PCF002: CENTRE PIECE L = 100M W = 30MM</p>	 <p>PTF004: PROTEA TIE BACK L = 200MM W = 110MM</p>	













Neo classical finials to fit the 63mm round and rebate rod profile

 <p>F51 (85MM MARCO) L = 170MM B = 100MM F52 (63MM SMALL MARCO) L = 110MM B = 80MM</p>	 <p>F42A SCROLL RIGHT (SHOWN) F42 SCROLL LEFT L = 300MM B = 80MM</p>	 <p>F26 LARGE DOME L = 190MM B = 70MM</p>	 <p>F20 PLUME L = 195MM B = 80MM</p>	 <p>F1 CLEOPATRA RIGHT (SHOWN) F2 CLEOPATRA LEFT L = 230MM B = 80MM</p>
 <p>F41 NAFANA L = 140MM B = 90MM</p>	 <p>F22 SHELL L = 170MM B = 80MM</p>	 <p>F25 FLEUR DE LYS L = 180MM B = 80MM</p>	 <p>F11 CONICAL L = 180MM B = 70MM</p>	 <p>F9 OAK LEAF L = 170MM B = 80MM</p>
 <p>F4 KING ARTHUR L = 180MM B = 80MM</p>	 <p>F7 SPEAR L = 180MM B = 65MM</p>	 <p>F69 LEAF L = 195MM B = 80MM</p>	 <p>F13 BEEHIVE L = 190MM B = 70MM</p>	 <p>F66 BEEHIVE SHORT L = 160MM B = 70MM</p>

Neo classical centre pieces and joiners to fit the 63mm round and rebate rod profile

 <p>A30 CLEOPATRA CENTREPIECE L = 400MM</p>	 <p>A36 CONICAL CENTREPIECE L = 350MM</p>	 <p>A37 SHELL CENTREPIECE L = 280MM</p>
 <p>A46 LEAF CENTREPIECE L = 420MM</p>	 <p>A43 FLEUR CREST CENTREPIECE L = 135MM W = 135MM</p>	<p>Note: Tie backs are available on a choice of: "U" arm, extended "U" arm, side fix "U" arm, straight arm swag pin and voile bracket.</p>





Neo classical tie backs to fit the 63mm round and rebate rod profile

			
TB84 BEADED DISC D = 170MM	TB69 MARCO DOME D = 170MM	TB32 BAKWIRI D = 180MM	TB70 MARCO DOME SMALL D = 170MM
			
TB201 ROUNDED CUBE L = 170MM W = 170MM	TB80 SQUARE L = 130MM W = 130MM	T67 LEAF L = 270MM W = 160MM	TB11 PLUME L = 210MM W = 100MM
			
TB43 OAK LEAF L = 185MM W = 95MM	TB40 KING ARTHUR L = 185MM W = 95MM	TB23 SPEAR L = 175MM W = 70MM	TB10 SHELL L = 200MM W = 90MM
			
TB45 CONICAL L = 200MM W = 100MM	TB20 CLEOPATRA LEFT (SHOWN) TB21 CLEOPATRA RIGHT L = 200MM W = 180MM	TB9 CLEOPATRA SMALL L = 130MM W = 80MM	TB37 SCROLL LEFT TB37A SCROLL RIGHT L = 250MM W = 150MM

Neo classical joiners o fit the 63mm round and rebate rod profile

			
A57 63MM WEAVE JOINER BAND	A59 63MM CRYSTAL JOINER BAND	A56 63MM KNOBBED JOINER BAND	A45 63MM PLAIN JOINER BAND














Pearl / crystal elegant finials to fit the 63mm round and rebate rod profile

 <p>F111 ORIENTAL CRYSTAL L = 250MM B = 120MM</p>	 <p>F111 ORIENTAL PEARL L = 250MM B = 120MM</p>	 <p>F106 SHORT ORIENTAL PLAIN L = 170MM B = 80MM</p>	 <p>F112 SHORT ORIENTAL CRYSTAL L = 170MM B = 80MM</p>
 <p>F112 SHORT ORIENTAL PEARL L = 170MM B = 80MM</p>	 <p>F108 BOLD PLAIN L = 130MM B = 90MM</p>	 <p>F114 BOLD CRYSTAL L = 130MM B = 90MM</p>	 <p>F114 BOLD PEARL L = 130MM B = 90MM</p>
 <p>F110 TRIPLE RINGS CRYSTAL L = 60MM B = 80MM</p>	 <p>F110 TRIPLE RINGS PEARL L = 60MM B = 80MM</p>	 <p>F104 TRIPLE BUN PLAIN L = 75MM B = 105MM</p>	 <p>F115 TRIPLE BUN CRYSTAL L = 75MM B = 105MM</p>
 <p>F115 TRIPLE BUN PEARL L = 75MM B = 105MM</p>	 <p>F107 STEPPED PLAIN F113 STEPPED CRYSTAL L = 100MM B = 90MM</p>	 <p>F113 STEPPED PEARL L = 100MM B = 90MM</p>	<p>Add a F67 heidi finial to fit to an 90mm rod</p>  <p>F67 HEIDI L = 30MM B = 100MM</p>



Pearl / crystal elegant tie backs to fit the 63mm round and rebate rod profile

 <p>TB107 PLAIN RING D = 180MM</p>	 <p>TB101 CRYSTAL RING D = 180MM</p>	 <p>TB108 PLAIN MOON D = 180MM</p>	 <p>TB102 CRYSTAL MOON D = 180MM</p>
---	---	--	---





















Classic finials to fit the 90mm round and rebate rod profile

				
TR85-PFF01: CLEOPATRA L = 195MM B = 105MM	TR85-PFF04: BELLADONNA L = 235MM B = 100MM	TR85-PFF03: FRANSISCA L = 245MM B = 100MM	TR85-PFF06: ISABELLA L = 230MM B = 90MM	TR85-PFF02: DANIELA L = 245MM B = 100MM
				
TR85-FB20: GRANADA L = 165MM B = 85MM	TR85-FC33: BALL L = 175MM B = 110MM	TR85-FC44: PINEAPPLE L = 225MM B = 105MM	TR85-PFF05: BATSEBA L = 200MM B = 100MM	TR85-FC47: TWISTED BALL L = 180MM B = 110MM
				
	TR85-FD04: DOMUS L = 120MM B = 100MM	TR85-FB23: MORAVIA L = 170MM B = 100MM	TR85-FC41: HAMBURGER L = 65MM B = 85MM	

Classic matching tiebacks to fit the 90mm round and rebate rod profile

				
TR85-PTF06: ISABELLA L = 230MM W = 135MM	TR85-PTF01: CLEOPATRA 165MM DIAMETER	TR85-PTF05: BATSEBA 155MM DIAMETER	TR85-PTF04: BELLADONNA 145MM DIAMETER	TR85-PTF02: DANIELA L = 245MM W = 150MM


Inca / african finials to fit the 63mm round and rebate rod profile

				
F45 RHINO END CAP FB L = 100MM B = 80MM	F46 LION END CAP FC L = 90MM B = 80MM	F44 BUFFALO END CAP FD L = 100MM B = 80MM	CHEETAH END CAP F48 L = 100MM B = 80MM	ELEPHANT END CAP F47 L = 100MM B = 80MM
				
F40 KWELA FG L = 155MM B = 90MM	F31 BANDED END CAP FR L = 60MM B = 80MM	F38 ZANDE FI L = 180MM B = 80MM	F16 EURO ETHNIC FE L = 220MM B = 90MM	F23 ETHNIC POT FL L = 120MM B = 80MM
				
F39 YORUDA FG2 L = 200MM B = 80MM	F10 BAY LEAF FF L = 185MM B = 100MM	F36 BAMBRA FK L = 245MM B = 80MM	F35 BENA FJ L = 245MM B = 95MM	F83 ACORN FH L = 110MM B = 80MM
				
F80 CORDED BALL FA2 L = 110MM B = 80MM	F79 ELM LEAF FN L = 100MM B = 80MM	F29 CORDED END CAP FO L = 35MM B = 80MM	F62 SEVFO END CAP FSI L = 40MM B = 80MM	F30 DOMED END CAP FQ L = 40MM B = 80MM







Coral finials & tie backs to fit the 63mm round and rebate rod profile

					
F53 CONE FINIAL L = 180MM B = 80MM	F59 SPLIT FINIAL L = 120MM B = 80MM	F54 BELLA FINIAL L = 100MM B = 80MM	F58 DROP FINIAL L = 240MM B = 80MM	F55 CRINKLE FINIAL L = 180MM B = 80MM	F57 RIBBED FINIAL L = 175MM B = 80MM

Inca / african matching tiebacks to fit the 63mm round and rebate rod profile

				
TB55 RHINO DISC TC2 D = 165MM	TB59 BUFFALO DISC D = 165MM	TB56 ELEPHANT DISC D = 165MM	TB77 CORDED CYLINDER TO D = 90MM	TB57 DOMED END CAP TQ D = 80MM
				
TB78 BONDED END CAP TR D = 80MM	TB91 ELM LEAF DISC TN D = 100MM	TB54 LION DISC TD2 D = 165MM	TB33 MANDE TG D = 160MM	TB29 LUBA TJ D = 160MM
				
TB35 ZANDE TI D = 200MM	TB30 SEVFO TK D = 200MM	TB97 ACORN DISC TH D = 120MM	TB18 ETHNIC POT TL D = 85MM	TB31 IBO TG2 D = 200MM
				
TB44 BAY LEAF TF L = 200MM W = 100MM	TB49 EURO ETHNIC TE L = 250MM W = 95MM	A16 EURO ETHNIC CENTREPIECE L = 280MM	AZ ZANDE CENTREPIECE L = 360 MM	

Coral finials & tiebacks to fit the 63mm round and rebate rod profile

					
F56 DESERT FLOWER FINIAL L = 160MM B = 80MM	TB71 STAR TIE BACK D = 200MM	TB72 TWISTER TIE BACK L = 190MM W = 60MM	TB76 DUNE TIE BACK L = 120MM W = 110MM	TB66 SPIRAL TIE BACK D = 180MM	TB73 WAVE TIE BACK D = 170MM